

A colorful illustration of a school building with a large blue sign that says "SCHOOL" in white capital letters. The building has yellow walls and blue windows. A large tree is on the left side of the frame. A path leads from the foreground towards the school entrance. A young boy is walking away from the viewer on the path, carrying a brown backpack. The sky is blue with some clouds.


SCHOOL

Ali at School

Nursery

Learn to Lead
Picture Book Series

اَلْحَمْدُ لِلّٰهِ رَبِّ الْعٰلَمِيْنَ وَالصَّلٰوةُ وَالسَّلَامُ عَلٰى سَيِّدِ الْمُرْسَلِيْنَ اَمَّا بَعْدُ فَاَعُوْذُ بِاللّٰهِ مِنَ الشَّيْطٰنِ الرَّجِيْمِ بِسْمِ اللّٰهِ الرَّحْمٰنِ الرَّحِيْمِ



Du'a for reading the book

Read the following Du'a (supplication) before you study a book, you will remember whatever you study. اِنْ شَاءَ اللّٰهُ عَزَّوَجَلَّ


Note: Recite Salat-'Alan-Nabi ﷺ once before and after the Du'a.

اَللّٰهُمَّ افْتَحْ عَلَيْنَا حِكْمَتَكَ وَاَنْشُرْ
عَلَيْنَا رَحْمَتَكَ يَا ذَا الْجَلَالِ وَالْاِكْرَامِ

Translation:

Ya Allah عَزَّوَجَلَّ! Open the doors of knowledge and wisdom for us, and have mercy on us! O the One Who is the most Honourable and Glorious!

Ali at School



Name _____

Father's Name _____ Phone _____

Class _____ Section _____

Admission ID _____ G.R. No. _____ Roll No. _____

School _____

Dar-ul-Madinah

All rights reserved

No part of this publication may be reproduced, stored in a retrieval system or transmitted in any form or by any means, without prior written permission of Majlis Dar-ul-Madinah (Dawat-e-Islami).
ISBN 978-969-631-702-9

Published by

© Maktaba-tul-Madinah
First edition 2016

Prepared and designed by

Dar-ul-Madinah Curriculum Department
E-mail: curriculum@darulmadinah.net

Maktaba-tul-Madinah offices in Pakistan

Alipur Chatha, Aminpur, Attarabad (Jacobabad), Bab-ul-Madinah Karachi, Bahawalpur, Daska, Dera Allah Yar, Dera Ghazi Khan, Dera Ismail Khan, Dinga, Farooq Nagar Larkana, Gojra, Gujar Khan, Gujranwala, Gujrat, Gulzar-e-Tayyaba Sargodha, Hafizabad, Islamabad, Jaranwala, Jhudo, Khanewal, Khanpur, Khushab, Lalamusa, Madinah-tul-Auliya Multan, Mailsi, Mandi Bahauddin, Markaz-ul-Auliya Lahore, Mianwali, Mian Channu, Mirpur Azad Kashmir, Mirpur Khas, Moro, Mustafa Abad (Raiwind), Muzaffarabad, Muzaffargarh, Narowal, Nawabshah, Okara, Quetta, Rawalpindi, Sahiwal, Sangla Hill, Sardarabad (Faisalabad), Sheikhpura, Sukkur, Usta Muhammad, Wah Cantt, Zam Zam Nagar Hyderabad, Ziakot Sialkot

Offices in other countries

Arab, Austria, Bahrain, Belgium, Cyprus, Denmark, France, Germany, Greece, Holland, India (Hind), Italy, Kenya, Kuwait, Norway, Oman, Portugal, Spain, Sweden, Tanzania, Turkey, Uganda, United Arab Emirates, United Kingdom

Contribute towards a noble cause

Dar-ul-Madinah (An Islamic School System) aims at imparting essential Islamic knowledge with quality academic education in conformity with Shari'ah. All Islamic brothers and sisters are requested to support the mission with good intentions. Our banking details are as follow:

Dar-ul-Madinah Educational Support Fund

Title of Account :	Darul Madina Educational Support Fund	Branch Code :	0891
Account No. :	0112-0891-010-1515-9	Swift Code :	UNILPKKA
Bank :	UBL Ameen	IBAN Code :	PK97UNIL0112089101015159
Branch :	Main Branch M.A. Jinnah Road, Karachi		

For Sadqaat-e-Nafila

Title of Account :	DAWATEISLAMI	Branch Code :	0063
Account No. :	0388841531000263	Swift Code :	MUCBPKKA
Bank :	MCB Bank Limited	IBAN Code :	PK20MUCB0388841531000263
Branch :	Cloth Market Branch, Karachi		

For more information and online donations, visit our websites:

www.darulmadinah.edu.pk | www.dawateislami.net | donation.dawateislami.net

About this book



In this book, the students are introduced to school environment. Here, Ali is a student who learns from mistakes. He disobeys elders and ignores their instructions, thus makes mistakes. As a consequence, he suffers loss. Then he realises his mistakes, mends his ways and promises not to repeat such mistakes.




Unlike the previous wordless title, here the text explaining the picture is given alongside, just to make students familiar with the words. Moreover, sight words are used in sentences. All the red coloured text belongs to sight words. It is not necessary that the students understand each sight word given in the book, yet looking at these words again and again could be of a great help to the students in memorising them.



After each story ends, this page revises the verbs learnt in the story. Do not look for all the verbs here. It revises only the verbs that belong to high-frequency words. Furthermore, assessment of these verbs is provided in workbook.

After each story and the revision of verbs, one poem is added to create fun for the students. Much care has been taken while including the poems. Each poem belongs to the story just ended. Its content reflects even revises the central idea of the story.



After going through this picture book, students should be able to:

- 🌿 respond to and verbally express feelings such as wonder and anger
- 🌿 understand and follow instructions
- 🌿 know the meaning of 'sit down' and 'lie down'
- 🌿 share experiences
- 🌿 wait for their turn to speak and not interrupt when others are talking
- 🌿 say جَزَاكَ اللهُ and 'please'
- 🌿 listen attentively in small groups
- 🌿 recognise sounds in the environment
- 🌿 understand the meaning of 'help'
- 🌿 revise red and yellow colours, and learn a new 'green' colour

Contents

Serial #	Title	Objective	Page #
1.	Allah عَزَّوَجَلَّ made me	To praise Allah عَزَّوَجَلَّ	1
		To know the use of: my, me	
2.	Ali comes home	To respond to and verbally express a range of feelings, such as, wonder and anger	2
		To understand and follow instructions	
3.	If you are angry	To know the meaning of: sit down, lie down	13
4.	Ali goes to school	To talk about experiences	14
		To wait for the turn to speak and not interrupt when others are talking	
5.	Please	To say جَزَاكَ اللهُ	23
		To say please	
		To make the use of 'not'	
6.	Ali in class	To listen attentively in small groups	24
7.	The wheels on the bus	To recognise sounds in the environment	32
		To enjoy rhyming	
8.	Ali goes for shopping	To understand the meaning of 'help'	34
9.	Red light, red light	To revise red and yellow colours	40
		To learn a new colour 'green'	

Allah عَزَّوَجَلَّ made me

I love my mother

She loves me

Allah عَزَّوَجَلَّ made my mother

Allah عَزَّوَجَلَّ made me

I love my father

He loves me

Allah عَزَّوَجَلَّ made my father

Allah عَزَّوَجَلَّ made me

I love the moon

It shines on me

Allah عَزَّوَجَلَّ made the moon

Allah عَزَّوَجَلَّ made me




Ali **comes** home.



He came from school.




He kicked his shoes off.



His mother asked him **to** keep shoes
in the cupboard.



He ignored.



One morning, **he was** very happy.



He got ready **for** school.

