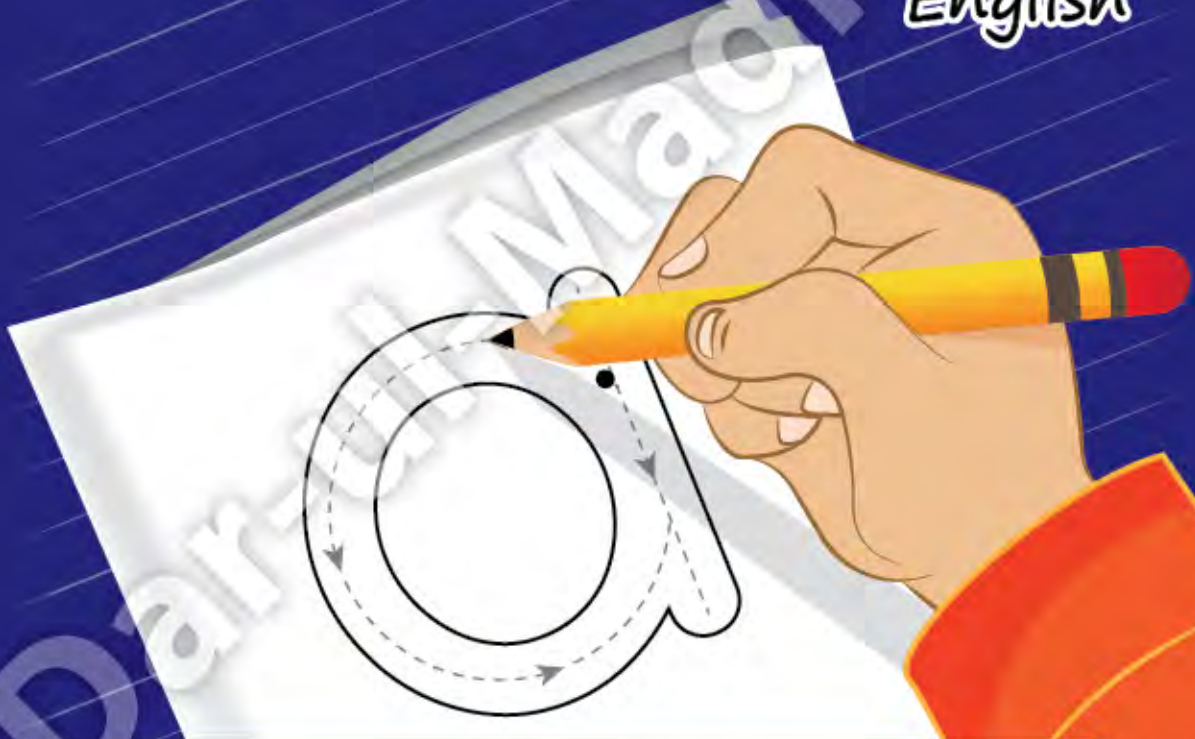


Dar-ul-Madinah

Copy Series

Learn to Lead

English



Name _____

Father's Name _____ Phone _____

Section _____ Admission ID _____

G.R. No. _____ Roll No. _____

School _____

Pre-Nursery

INDEX

S.No.	Description	P.No.	Date	Teacher's Sign.
1	Free writing patterns	1 - 6		
2	Trace, colour and say a	7, 8		
3	Trace, colour and say b	9, 10		
4	Trace, colour and say c	11, 12		
5	Tracing of letters (a, b, c)	13		
6	Assessment	14, 15		
7	Trace, colour and say d	16, 17		
8	Trace, colour and say e	18, 19		
9	Trace, colour and say f	20, 21		
10	Tracing of letters (d, e, f)	22		
11	Assessment	23, 24		
12	Trace, colour and say g	25, 26		
13	Trace, colour and say h	27, 28		
14	Trace, colour and say i	29, 30		
15	Trace, colour and say j	31, 32		
16	Tracing of letters (g, h, i, j)	33		
17	Assessment	34, 35		
18	Trace, colour and say k	36, 37		
19	Trace, colour and say l	38, 39		
20	Trace, colour and say m	40, 41		
21	Trace, colour and say n	42, 43		

S.No.	Description	P.No.	Date	Teacher's Sign.
22	Tracing of letters (k, l, m, n)	44		
23	Assessment	45, 46		
24	Trace, colour and say o	47, 48		
25	Trace, colour and say p	49, 50		
26	Trace, colour and say q	51, 52		
27	Trace, colour and say r	53, 54		
28	Tracing of letters (o, p, q, r)	55		
29	Assessment	56, 57		
30	Trace, colour and say s	58, 59		
31	Trace, colour and say t	60, 61		
32	Trace, colour and say u	62, 63		
33	Trace, colour and say v	64, 65		
34	Tracing of letters (s, t, u, v)	66		
35	Assessment	67, 68		
36	Trace, colour and say w	69, 70		
37	Trace, colour and say x	71, 72		
38	Trace, colour and say y	73, 74		
39	Trace, colour and say z	75, 76		
40	Tracing of letters (w, x, y, z)	77		
41	Assessment	78, 79		
42	Trace and learn (a to z)	80		

Trace.

come down



Date: _____

Teacher's Sign. _____

①

Trace.

come down and down

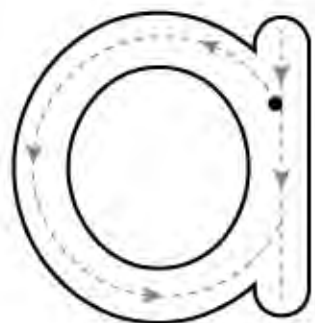


Date: _____

Teacher's Sign. _____

②

Trace, colour and say.



make a curve, go up
and come down

apple




Date: _____

Teacher's Sign. _____

7

Trace.



Date: _____

Teacher's Sign. _____

8

Trace.

Handwriting practice lines for the letter 'c'. The page contains four rows of three-lined guides. Each row features five dashed lowercase 'c' characters, each with a solid black dot at its top-right position to indicate the starting point for writing. The letters are positioned between the middle and bottom lines of the guides.

Date: _____

Teacher's Sign. _____

Trace.

Handwriting practice lines for the letters 'a', 'b', and 'c'. The page contains four rows of three-lined guides. The first row shows the letters 'a', 'b', and 'c' in solid black font. The second, third, and fourth rows show dashed versions of 'a', 'b', and 'c' for tracing. Each 'a' and 'c' has a solid black dot at its top-right position. Each 'b' has a solid black dot at the top of its vertical stem. The letters are positioned between the middle and bottom lines of the guides.

Date: _____

Teacher's Sign. _____

Match the same letters.

b.

• a

c.

• b

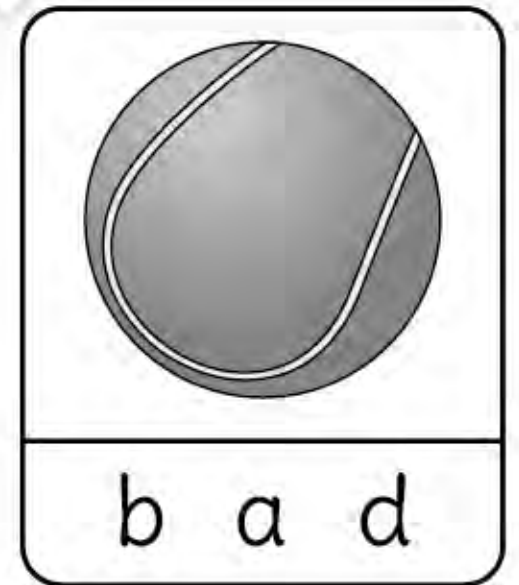


a.

• c

Date: _____

Teacher's Sign. _____

Circle the beginning sound of pictures.



Date: _____

Teacher's Sign. _____