

©Copyright reserved

Book

1

# LEARN TO WRITE

PRINT HANDWRITING



Book

1

# LEARN TO WRITE

PRINT HANDWRITING

Name \_\_\_\_\_

Father's Name \_\_\_\_\_ Phone \_\_\_\_\_

Class \_\_\_\_\_ Section \_\_\_\_\_

Admission ID \_\_\_\_\_ G.R. No. \_\_\_\_\_ Roll No. \_\_\_\_\_

School \_\_\_\_\_



**All rights reserved**

No part of this publication may be reproduced, translated or stored in any retrieval system in any form or by any means, without prior permission in writing from Dar-ul-Madinah International University Press.

**Publication**

Dar-ul-Madinah International  
University Press  
First edition 2020

**Prepared and presented by**

Department of English  
Dar-ul-Madinah International  
University Press  
Email: curriculum@darulmadinah.net

It is certified that Taftteesh and Shariah Department (Dar-ul-Madinah) has reviewed the book "Learn to Write Print Handwriting (Book 1)" published by Dar-ul-Madinah International University Press. The Department has scrutinized this book for Aqaid, text containing Kufr, Islamic values and Fiqhi rulings, etc., to the best of its ability. However, the Department is not responsible for composing or typographic errors.

Date: 01 January 2020



Taftteesh and Shariah Department  
(Dar-ul-Madinah)

For further details and online purchase of books, visit our website

[www.dmiup.com](http://www.dmiup.com)



## Preface

The technology advancement is shifting the focus of new generation from print to electronic education. The students seem reluctant to write. Insufficient opportunities for writing on paper could develop illegible handwriting of upcoming students. In order to keep from developing poor handwriting, Dar-ul-Madinah International University Press has developed a series of five (5) handwriting books for primary level students that offers a variety of writing opportunities to develop neat and legible handwriting. Selection of font has been the focal centre of this series so that the students enjoy handwriting and practise in a fun way. **Learn to Write** series contains two (2) print handwriting books for beginners, followed by three (3) cursive handwriting books for advanced learners. It encompasses sufficient practice and logical progression from hollow letters to tracing between narrow lines, writing from narrow to broad lines independently, letters to words, words to phrases, phrases to sentences, sentences to paragraphs, and paragraphs to age-appropriate text types. Assessment at each level serves as a checkpoint for the teachers to evaluate the students' mastery over handwriting skills.

**Learn to Write** Print Handwriting Book 1 starts with alphabet and leads the students sequentially from tracing and writing of two-letter words to four-letter words. Sufficient practice in the book not only helps the students master the grip on writing, but also aids them in increasing their vocabulary and spelling by going through a multitude of words including numbers in words, vehicles, vegetables, fruits, objects at home and school, colours, parts of body, directions, clothes and flowers. The book ends with independent writing of short sentences offering age-appropriate practice for the students.

English Department of Dar-ul-Madinah International University Press has successfully completed the first title of this series. We believe there is always room for improvement, and therefore, welcome any suggestions or recommendations to enrich the content.

**Department of English**

Dar-ul-Madinah International University Press

## Guidelines for Teachers

- Make sure the students identify and recall the correct shape and formation of each letter through hollow letters and by tracing each letter between lines. The beginning dots and arrows in the hollow letters will help them.
- Make sure they write each letter in its correct position between the lines.
- Do not allow even minor deviation from the correct formation and size of letters.
- While writing a sentence, advise the students to leave even space between words.
- Make sure they do not miss any punctuation mark while writing.
- Give your remarks each time the students practise handwriting.
- Keep appreciating the students. Encourage them to write even better.

## Handwriting Postures

- At the time of writing, sit the students properly.
- Make sure that the book is at a reasonable distance from the eyes of students.
- Have them hold the pencil between the thumb and two initial fingers of the writing hand.
- Make sure the grip is neither too tight nor too loose.
- Have them put their non-writing hand on writing book.





## About this Book



- 1 Beginning with hollow letters, the tracing and writing practice of each letter helps students have a grip on letter formation.
- 2 Progression from short to long words leads students to practical and sensible approach of print handwriting.
- 3 Assessment shows how much the student has mastered the handwriting skill in actuality.
- 4 Writing sentences neatly, legibly and independently without any help, by each student, is the actual target of this book.

## Table of Contents

### Letters:

1. Hollow letters	01
2. Capital letters	03
3. Grass letters	05
4. Sky letters	07
5. Root letters	08
6. Assessment	09

### Words:

1. 2-Letter words	11
2. 3-Letter words	13
3. 4-Letter words	15
4. Assessment	22
5. Numbers in words	23

6. Vehicles	24
7. Vegetables and fruits	25
8. Objects	26
9. Colours	27
10. Body parts	28
11. Directions	29
12. Clothes	30
13. Flowers	31
14. Assessment	32

### Sentences:

1. Conversation	33
2. Phrase and sentences	36
3. Assessment	43



Trace the hollow letters.

Aa

Bb

Cc

Dd

Ee

Ff

Gg

Hh

Ii

Jj

Kk

Ll



M m N n O o

P p Q q R r

S s T t U u

V v W w X x

Y y Z z





Trace the capital letters.

A A

B B

C C

D D

E E

F F

G G

H H

I I

J J

K K

L L

M M

N N

O O

P P

Q Q

R R

S S

T T

U U

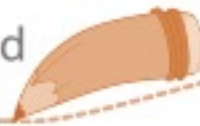
V V

W W

X X

Y Y

Z Z



Trace and write the grass letters.

a

c

e

i

a

c

e

i

a

c

e

i

m

n

o

r

m

n

o

r

m

n

o

r



Put the starting dot on each letter.

Aa

Bb

Cc

Dd

Ee

Ff

Gg

Hh

Ii

Jj

Kk

Ll

Mm

Nn

Oo

Pp

Qq

Rr

Ss

Tt

Uu

Vv

Ww

Xx

Yy

Zz





Write the letters in correct lines.

a

C

f

g

L

O

Q

t

W

Z

y

s

Write the letters in correct size.

a

t

G

q

M

b

D

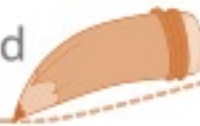
F

r

y

N

Q



Trace and write the words.

are bus car rat

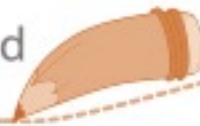
are bus car rat

are bus car rat

did fig him jam

did fig him jam

did fig him jam



Trace and write the words.

acme

aims

beam

book

acme

aims

beam

book

acme

aims

beam

book

crab

coin

desk

dome

crab

coin

desk

dome

crab

coin

desk

dome





Trace and write the conversation.

Where do you live?

In Karachi.

Where do you live?

In Karachi.

Where do you live?

In Karachi.

Which colour do you like? Red.

Which colour do you like? Red.

Which colour do you like? Red.



Write the sentences in lines.

This is a good handwriting book.

It makes my handwriting good.

I enjoy my clear handwriting.

Write the sentences with even space between words.

Fox is a clever animal.

Always reach home before dark.

# LEARN TO WRITE

## HANDWRITING SERIES

### Features of Learn to Write Series

Learn to Write is a series of two print handwriting and three cursive handwriting books. It is a step towards making the students good at handwriting.

The series offers step-by-step, easy-to-follow and comprehensive practice, ranging from basic to advanced level, which helps the students have a grip on good handwriting skills and leads them to have independent correspondence and communication in legible handwriting.

The series is full of different vocabulary words, ethical sentences, interesting tongue twisters and informative paragraphs.

The series can produce remarkable results in making legible, neat and clean handwriting of students.



**Dar-ul-Madinah (Head Office)**

Dar-ul-Madinah International Educational Secretariat

Plot No. 171, Block 13/A, near Gilani Masjid, Gulshan-e-Iqbal, Karachi, Pakistan.

Tel : +92-21-34990226 | Email : [sales@darulmadinah.net](mailto:sales@darulmadinah.net)  
Cell: +92-313-2626037 | Web : [www.dmiup.com](http://www.dmiup.com)

Treat books, copies, and holy writings with respect.

